



### District Report Card: 2017


<b>State:</b> Jharkhand	<b>District:</b> Giridih
<b>Class:</b> 3	<b>Subject:</b> Language
<b>Schools:</b> 61	<b>Students:</b> 927


### Participation/Coverage


#### Students

<b>GENDER</b> 	Boys		Girls	
	Number	%	Number	%
	431	46.49	496	53.51

<b>AREA</b> 	Rural		Urban	
	Number	%	Number	%
	927	100.00	0	0.00

<b>CATEGORY</b> 	SC		ST		OBC		GEN	
	Number	%	Number	%	Number	%	Number	%
	143	15.43	69	7.44	606	65.37	109	11.76

<b>CWSN</b> 	LD	VI	HI	S&LD	ID	Oth
	2	2	1	1	2	10

<b>Management</b> 	Government		Government-aided	
	Number	%	Number	%
	900	97.09	27	2.91

### Average Performance of Students in Language (%)

Overall	Gender		Area		Management		Social Group			
	Male	Female	Rural	Urban	Govt.	Aided	SC	ST	OBC	GEN
66.96	68.34	65.77	66.96	0.00	66.77	73.33	62.56	73.43	67.11	67.83

## Performance on Learning Outcomes (LOs)

Learning Outcomes	Description	Average Performance(%)
L304	Reads small texts with comprehension i.e., identifies main ideas, details, sequence and draws conclusions	67.68
L312	Reads printed scripts on the classroom walls: poems, posters, charts etc.	65.52

Range of Performance of Students who Answered Correctly							
Below 30%		30% - 50%		50% - 75%		Above 75%	
Number	%	Number	%	Number	%	Number	%
91	9.82	108	11.65	340	36.68	388	41.86

## Lowest Performing Learning Outcomes (LOs)

1 - Reads printed scripts on the classroom walls: poems, posters, charts etc. (65.52)

2 - Reads small texts with comprehension i.e., identifies main ideas, details, sequence and draws conclusions (67.68)